

樹枝粉碎機
(拖拉式)



BXTR

HYDRAULIC ROLLER FEED TRAILER

POWERFUL PRODUCTIVITY

INDUSTRIAL STRENGTH, DURABILITY & SERVICEABILITY

The Wallenstein BXTR6438F is a commercial chipper with a big appetite, but never bites off more than it can chew. That's because the BXTR6438F features the newest innovations in contractor and rental-grade chippers that keep you productive. With more standard features, engineering that maximizes power and easy operator controls, the Wallenstein BXTR6438F makes a meal out of almost anything.



STANDARD FEATURES



Torflex® Suspension Axle, Highway Tires



Brake and L/R Turn Signal Lights



360° Swivel And Angle Control Chute



Built-in Storage Box

INTELLIFEED

ELECTRONIC CONTROL SYSTEM

Fully programmable, IntelliFeed monitors the rotor's rpm, slowing the rollers' speed as needed. IntelliFeed continues the chipping at a volume that best matches its rpm.



7" X 11" Opening

The extra wide chipper opening easily feeds awkward branches and logs with less limbing before chipping.



RAPID RECOVERY AUTO REVERSE

If the BXTR's rpm reaches its minimum setting, Wallenstein's Rapid Recovery technology takes over, automatically reversing the log away from the rotor. Rapid Recovery eliminates friction against the rotor, allowing the rotor to increase rpm's faster.



SAFETY/CONTROL BAR

The Safety Control Bar provides forward/reverse control and two stop positions. Stop the feed rollers when the bar is pushed in or pulled out, providing another level of safety that keeps the operator out of harm's way.



ANGLED ROTOR

Angling the log against the rotor requires less horsepower to chip, saving fuel.

BXTR 6438F/6438P


- 999 CC Kohler Engine
- 7"H x 11"W Chipper Housing Opening
- 7" Diameter Capacity (Max 11" Slab)
- 25" x 34" Chipper Hopper Opening
- 30" Chipper Rotor with 4 Knives at 197 lbs.
- Electronic Feed Sensor, Hydraulic Feed Controller Unit
- Dimensions (LxWxH): 148.5" x 64" x 100"
- Weight 2225 lbs.
- Highway Tire Size ST205/75R14
- Built-in Tool Box
- Electric Brakes (BXTR 6438P)
- Auto Engage Fluid Coupler
- Meets 2013 WorkSafeBC safety standards



STANDARD FEATURES



Lift assist for servicing using gas shocks.



Hydraulically driven dual active rollers



KOHLER
999 CC Kohler Engine




Electric brakes eliminate extra load on vehicle 6438P only



Auto engage fluid coupler is ideal for contractors where heavy duty work is required


Options

Reversible Rotor knife



Part#	Description
1056M303	• BX32S, BXM32, BXMT3213, BXMT3209, BXMT3214SU, BXMC32B, BXMC32S, BXC32
1011M103	• BX42S, BXT4213, BXT4224, BXM42, BXM42, BXT4214SU, BXT4228SU
1012M203	• BX62S
1019M903	• BX92S, BX102 Series
1053M303	• BXTR6438F, BXT6224, BXT6228SU, BXT6238, BX72 Series

Ledger Knife



Part#	Description
1056M304	• BX32S, BXM32, BXMT3213, BXC32, BXMT3209, BXMT3214SU, BXMC32B, BXMC32C
1011M104	• BX42S, BXT4213, BXT4224, BX42R, BXM42, BXH42, BXT4214SU, BXT4228SU, BXMT4224, BXT4228SU
1012M204	• BX62S, BXT6224, BXT6238, BX72 Series, BXT6228SU, BXTR6438 Series
1019M904	• BX92, BX102 Series

Shredder Knife



Part#	Description
1056M108	• BXM32, BXMT32
1016M608	• BXM42, BXMT4224

Screens



Part#	Description
1071L240	• 0.75" Round Screen • BXMC32S
1074L250	• 1.5" Round Screen • BXMC32S
1074L260	• 1.5" Wet Screen • BXMC32S

Trailer Hitch



Part#	Description
1082A355	• BXMC32S & BXMC32B

Mulch Collector Bag



Part#	Description
Z99006	• BXMC32B / BXC 32

Ledger Knife Clearance Gauge

Part#	Description
1012L269	• for use on all Chippers

Electric Brake Kit

Part#	Description
C300	• standard on BXTR6438P

Self-Contained PTO Power Pack

Part#	Description
C3540	• BX42R, BX52R, BX72R
C4550	• BX102R

Colour Options



When ordering, please use 3 letter colour designation behind models